





collettori premontati - plus inox base





 Collettore di mandata con misuratori di portata, valvola di sfogo aria e rubinetto di scarico/carico acqua;
collettore di ritorno con valvole termostattizzabili e cappellotti di regolazione, valvola sfogo aria e rubinetto di carico/scarico.

 Inlet manifold with flow meters, air vent and draining valve;
return manifold with thermostatic valves and operating manual caps, air vent and draining valve.

 Vorlaufverteiler mit Durchflussmessern, Entlüftungsventil und Füll- und Entleerungshahn;
Rücklaufverteiler mit Regulierventilen (für thermoelektrischen Kopf), Handrädern, Entlüftungsventil und Füll - Entleerungshahn

 Collecteur d'alimentation avec débitmètres des circuits, vanne de purge d'air et robinets de remplissage/devidange;
collecteur de retour avec vannes thermostatissables, et chapeaux de réglage, vanne de purge d'air et robinets de remplissage/devidange.

 Входной коллектор с расходомерами, воздухоотводчиком и дренажным клапаном; Обратный;
коллектор с ручными регулируемыми клапанами, воздухоотводчиком и дренажным клапаном.



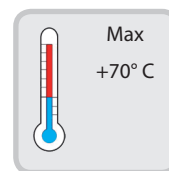
Collettore in acciaio inox AISI 304 1" - 1"1/4, connessioni 3/4" EK interasse 50 mm, zanche di fissaggio antivibrazione, etichette e istruzioni.

AISI 304 stainless steel manifold 1" - 1"1/4, 3/4" Eurocone connections centre hole distance 50 mm, mounting brackets which minimise noise and vibration, stickers and assembly instruction.

Verteiler aus rostfreiem Edelstahl AISI 304 mit 1" - 1" 1/4, 3/4" anschlüssen Eurokonus abstand 50 mm, schwingungsdämpfenden Befestigungsklammern, etiketten und anweisungen.

Collecteur en acier inox AISI 304 1" - 1"1/4, fixations 3/4" EK entraxes 50 mm, plaques d'ancrage antivibration, étiquettes et instructions.

Коллектор из нержавеющей стали AISI 304, размеры 1" - 1"1/4, 3/4" соединения Евроконус межосевое расстояние 50 мм, крепления с защитой от вибрации, инструкция по сборке.



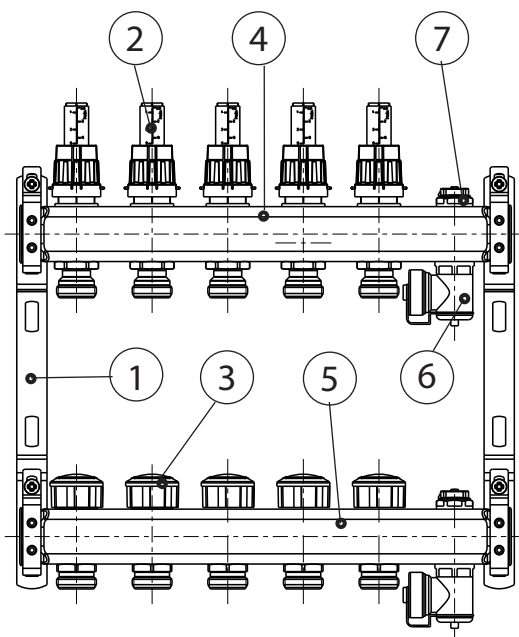
Max
+70° C



ISO 228-1

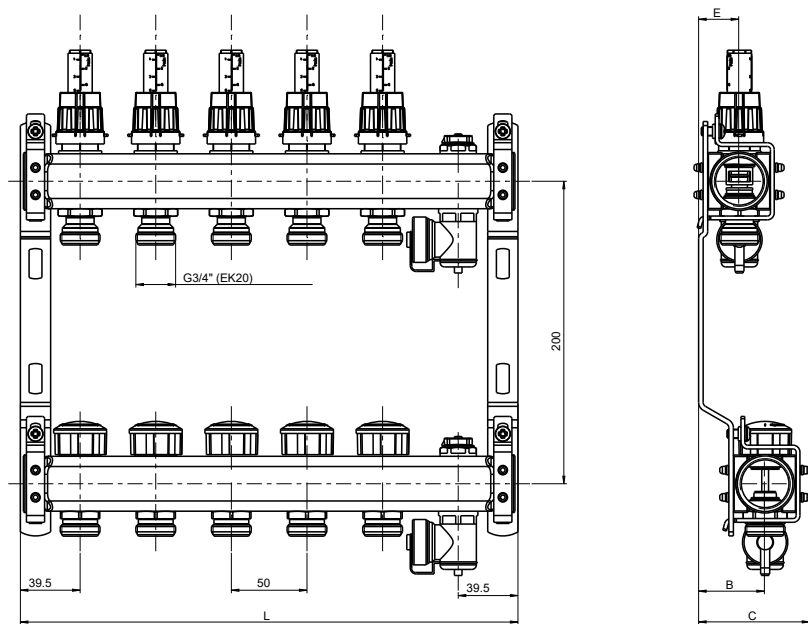
Dati tecnici - Technical data

Pressione massima di esercizio	6 bar
Max. working pressure	6 bar
Pressione differenziale massima	1 bar
Max. Differential pressure	1 bar



N	DENOMINAZIONE PART NAME	MATERIALE MATERIAL	TRATTAMENTO TREATMENT
1	Zanca Acciaio Mounting brackets	Acciaio Steel	Zincata Zinc plated
2	Misuratore di portata Flow setting valve		
3	Valvola termostattizzabile Thermostatic valve		
4	Collettore con misuratori di portata Manifold with flow setting valves	Acciaio inox AISI 304 Stainless steel AISI 304	
5	Collettore con valvole Manifold with valves	Acciaio inox AISI 304 Stainless steel AISI 304	
6	Rubinetto di carico-scarico Draining valve	Ottone - Brass CW 617N - UNI EN 2165/98	Nichelato Nickel plated
7	Sfogo aria Air-vent	Ottone Brass CW 617N - UNI EN 2165/98	Nichelato Nickel plated

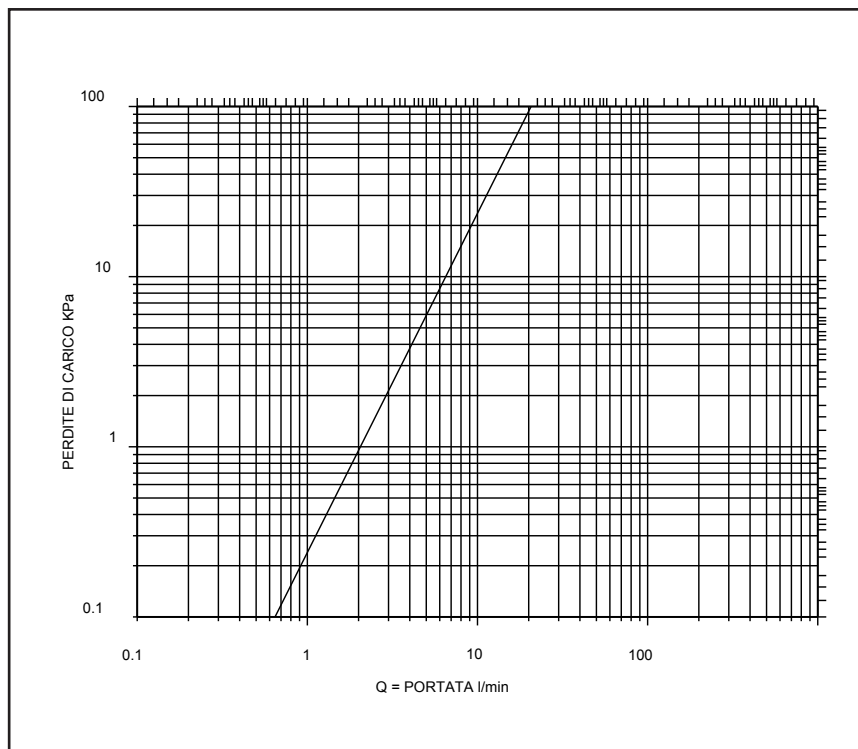
collettori premontati - plus inox base



Code	Type	F	L	B	C	E
0127545	2 vie	G 1"	179	44	73.5	27
0127546	3 vie	G 1"	229	44	73.5	27
0127547	4 vie	G 1"	279	44	73.5	27
0127548	5 vie	G 1"	329	44	73.5	27
0127549	6 vie	G 1"	379	44	73.5	27
0127550	7 vie	G 1"	429	44	73.5	27
0127551	8 vie	G 1"	479	44	73.5	27
0127552	9 vie	G 1"	529	44	73.5	27
0127553	10 vie	G 1"	579	44	73.5	27
0127554	11 vie	G 1"	629	44	73.5	27
0127555	12 vie	G 1"	679	44	73.5	27
0127556	6 vie	G 1"1/4	379	46.5	79.5	29.5
0127557	7 vie	G 1"1/4	429	46.5	79.5	29.5
0127558	8 vie	G 1"1/4	479	46.5	79.5	29.5
0127559	9 vie	G 1"1/4	529	46.5	79.5	29.5
0127560	10 vie	G 1"1/4	579	46.5	79.5	29.5
0127561	11 vie	G 1"1/4	629	46.5	79.5	29.5
0127562	12 vie	G 1"1/4	679	46.5	79.5	29.5

DIAGRAMMA PERDITE DI CARICO FLOW AND PRESSURE DROP

KVs 1.240 m³/h



Energy Expert by Idroexpert

Via dell'Industria 15 - 48015 Montaletto di Cervia (RA) Tel. 0544 964311 - Fax 0544 267811
info@divisionenergy.com - www.divisionenergy.com